

Overview - Public Entities Quarterly Reporting

Approved receipts

32.4

94.0%

Approved spending

31.8

19.1%

Surplus/(deficit)

0.6

- ☐ R billion
- ☒ R million
- ☐ R thousand

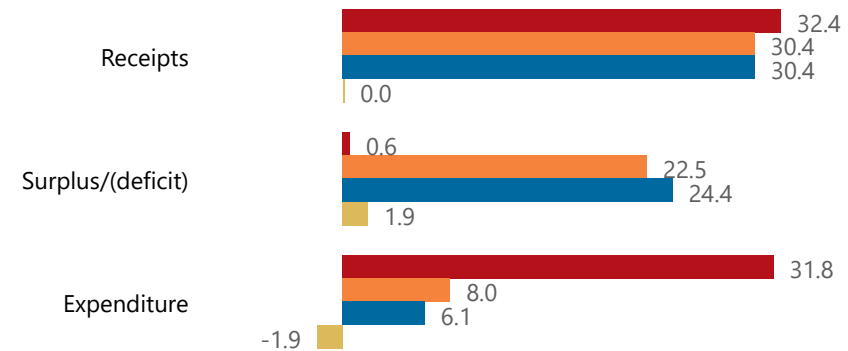


national treasury

Department:
National Treasury
REPUBLIC OF SOUTH AFRICA

Consolidation

● Approved ● Forecast ● YTD ● Variance



Composition of receipts



Quarter

1

Cluster

All

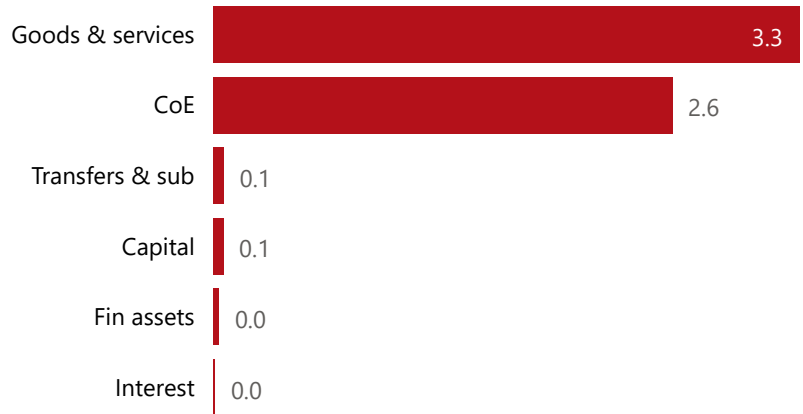
Department

Sport, Arts and Culture

Entity

SA Institute for Drug-free Sport

Composition of spending



Functional grouping



Spending by PFMA schedule



Public Entities Receipts

Approved sales of G&S

2.1

23.6%

Approved transfers

29.8

100.1%



national treasury

Department:
National Treasury
REPUBLIC OF SOUTH AFRICA

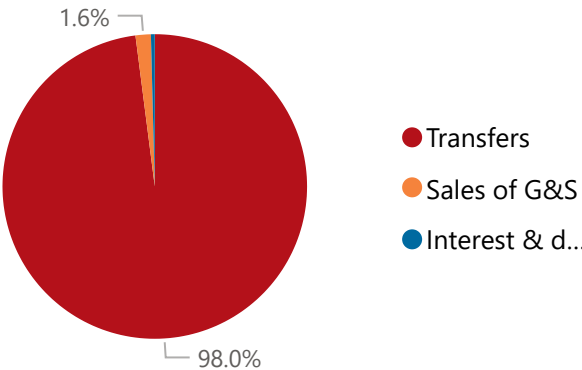
- ☐ R billion
- ☒ R million
- ☐ R thousand

Actual vs Forecast

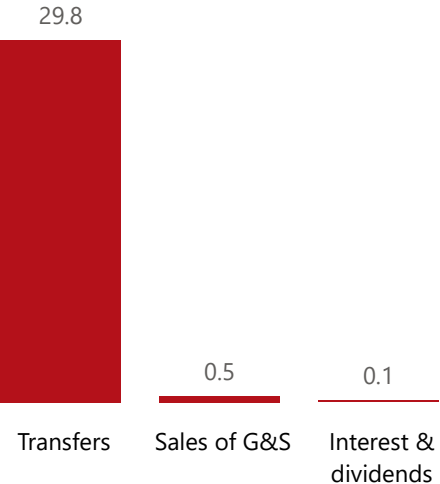
● Approved ● Forecast ● YTD ● Variance



Composition of receipts



Top 5 Receipts



Quarter

1

Cluster

All

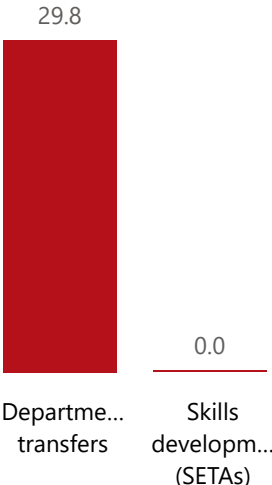
Department

Sport, Arts and Culture

Entity

SA Institute for Drug-free Sport

Top 5 Transfers



Receipts

Level 3	Approved	YTD	% YTD
Transfers	29.8	29.8	98.0%
Sales of G&S	2.1	0.5	1.6%
Interest & dividends	0.5	0.1	0.4%
Total	32.4	30.4	100.0%

Top 10 Entities

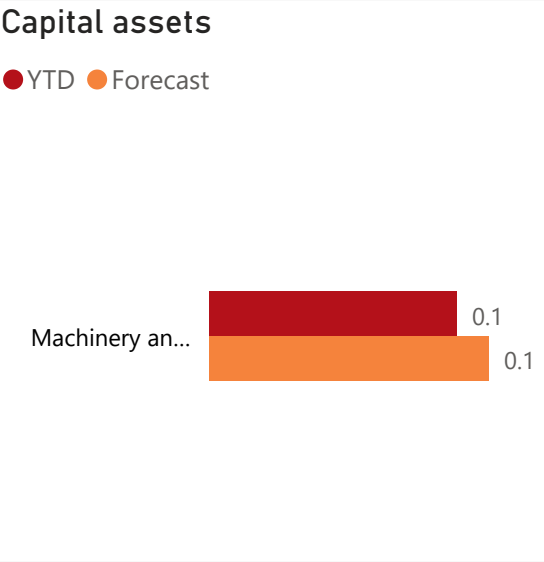
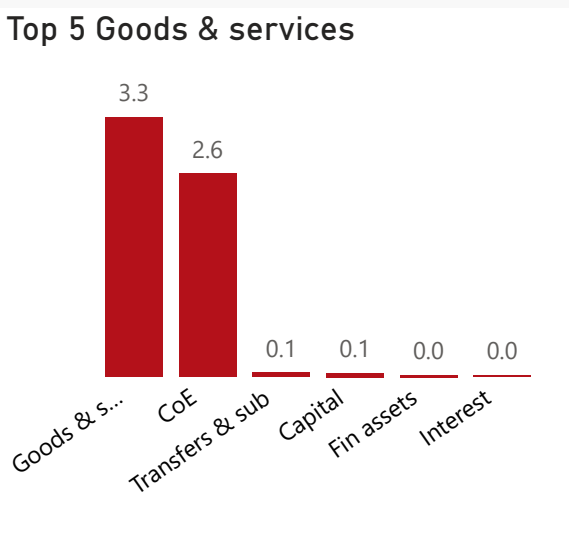
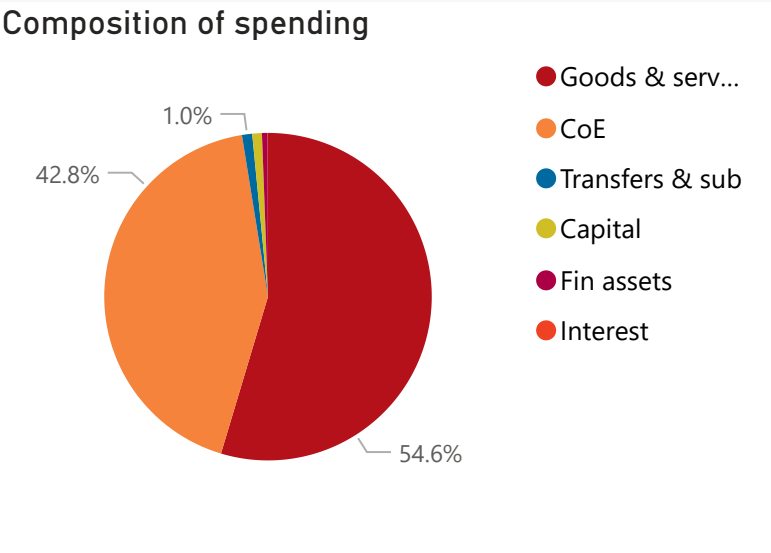
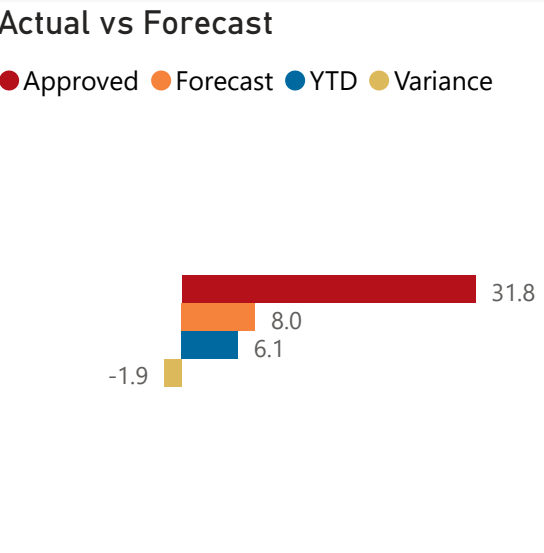
SA Institute for Drug-free Sport



30.4

Public Entities Spending

Approved CoE	Approved G&S	Approved transfers
10.624.6%	20.716.1%	64.794.0%



Spending

Level 3	Approved	YTD	% YTD
⊕ Goods & services	20.7	3.3	54.6%
⊕ CoE	10.6	2.6	42.8%
⊕ Transfers & sub	0.1	0.1	1.0%
⊕ Capital	0.3	0.1	1.0%
⊕ Fin assets	0.1	0.0	0.6%
⊕ Interest	0.0	0.0	0.0%
Total	31.8	6.1	100.0%



○ R billion
● R million
○ R thousand

Quarter

1

Cluster

All

Department

Sport, Arts and Culture

Entity

SA Institute for Drug-free Sport